

Date:
23/02/2021



WALT: To understand tally charts as a systematic method of recording data and solve problems.





GD: To independently solve problems with Tally charts.

<https://whiterosemaths.com/homelearning/year-3/spring-week-5-statistics/>

Self-assessment

Fluency:
Reasoning/PS:

Dexter makes a tally chart of the animals he saw at the zoo

Animal	Tally
	
	
	
	

Tick one box below that shows all of the animals Dexter saw and explain why the others are incorrect.

Box 1

Box 2

Box 3

Box 4

Class 1 and Class 2 were each asked their favourite ice-cream flavours. Their results are shown in the tally charts.

Class 1	
Flavour	Total
Vanilla	
Chocolate	
Strawberry	
Mint	

Class 2	
Flavour	Total
Vanilla	
Chocolate	
Strawberry	
Mint	

What is the same? What is different?