

Thursday 4th February 2021



WALT: Use the present tense

WILF-

Self- assessment

Create a poster warning people about the dragons.



Create an eye catching title.

Complete the sentences using the word bank and then add them to your poster.

The dragons are _____ behind the paper bin.

The dragons are _____ in the reading area.

The dragons are _____ through the window.

The dragons are _____ on the floor.

Add pictures to your poster.

List 3 things you can see in this picture.




Word Bank of Verbs


crawling


peeping

hiding

reading







Thursday 4th February 2021



WALT: Use the present tense

WILF-

Self- assessment

Create a poster warning people about the dragons.



Create an eye catching title.

Complete the sentences using verbs and adverbs then add them to your poster.

The dragons are _____ behind the paper bin.

The dragons are _____ in the reading area.


The dragons are _____ through the window.

The dragons are _____ on the floor.

Add pictures to your poster.


List 3 things you can see in this picture.






Four horizontal dashed lines for writing, located to the right of the first box.

Four horizontal dashed lines for writing, located to the left of the second box.



Five horizontal dashed lines for writing, located to the right of the third box.

Four horizontal dashed lines for writing, located to the left of the fourth box.



Thursday 4th February 2021



WALT: Use the present tense

WILF-

Self- assessment

Create a poster warning people about the dragons.



Create an eye catching title.

Write sentences describing what the dragons are doing. Include verbs and adverbs.

The dragons are

Add pictures to your poster.


List 3 things you
can see in this
picture.





Four horizontal dashed lines for writing, located to the right of the first box.

Four horizontal dashed lines for writing, located to the left of the second box.



Five horizontal dashed lines for writing, located to the right of the third box.

Four horizontal dashed lines for writing, located to the left of the fourth box.

